

 **BEKAERT**

better together

Wire Fence Solutions



Complete fencing solutions for installation, maintenance & repair

***G*GRIPPLE®**

Bracing - Terminating - Tensioning - Repairing

Bekaert Fencing System

Farmers and ranchers can now build a quality fence in no time with the Bekaert Fencing System. The system system features a range of high quality fences features pre-installed Gripple joiners so that users can join one roll of fence easily onto the next. With no cumbersome knots and crimps, this fencing system will make installing up to five times faster than traditional installation.

Users can tension and re-tension the Bekaert Fencing System year after year with the Gripple tensioning tool.

The Bekaert fencing system is available in various fence types.

Check your local retailer for the products featuring our Bekaert Fencing System products

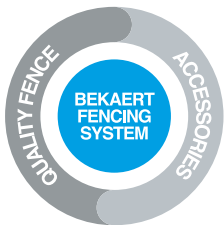
To meet all fence gauges each fence type is available in sizes small, medium and large.



Our range of Bekaert Fencing Systems is continually expanding, so make sure to ask about our latest options. Also, did you know you can purchase all your Gripple Plus Joiners and other Gripple accessories through Bekaert?

Fencing for Life

Quality Construction + Made in the USA + Trusted Expertise



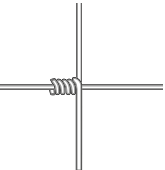

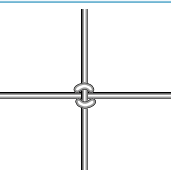
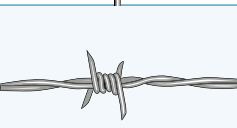
Our Promise

With more than a century of combined fencing expertise and craftsmanship, we, and our partner Gripple, hold to highest quality standards - because fencing for life means giving your customers solutions that last from one generation to the next.

Designing and manufacturing agricultural fencing since 1880, we've learned there's no such thing as a one-size-fits-all approach. That's why we focus on delivering dynamic solutions that can be customized to fit your specific needs. Because Fencing for Life means fencing you can count on, from one generation to the next.

The Right Strength & Knot

Bekaert offers three wire strength solutions depending on application or requirements: professional strength, high strength and standard strength. These strengths can be found in our numerous knot types and whether you are trying to keep your cattle in or exclude deer, Bekaert offers American-made fencing with superior quality and durability.

Product	Wire Type	Recommended Working Load
	Hinge Joint Knot Fence	Common in agricultural fencing, the hinge joint is formed by wrapping vertical stay wire pieces around the line wire at each intersection. It's the economical choice that's built to absorb animal impact without damage.
	Fixed Knot Fence	The top choice for professional installers, fixed knots utilize vertical stay wires, along with an additional piece wrapped around the line, and stay wires for superior vertical strength that allows for increased post spacing and greater resistance to animal impact.
	S-Knot Fence	S-Knot is a preferred fence choice for horses. Equally spaced horizontal line wires and continuous length vertical stay wires are held in place by a forged S-Knot. S-Knot is smooth to the touch for an animal-safe finish that's strong enough to resist impact.
	Barbed wire fence	Bekaert barbed wire fence uses a reverse twist design where the wires switch directions at each barb insertion, producing a stronger, sag-resistant fence with greater memory and less maintenance

Fencing Solutions

As the market leader in wire joining and tensioning, Gripple is renowned for providing innovative, cost-effective solutions for fencing applications. Gripple fencing products replace traditional methods, generating time and labor savings. Our range of products work with a wide variety of low-carbon and high tensile fencing wires.

Gripple Plus Range
Page 4



T-Clip
Page 6



Barbed
Page 5



GPAK
Page 7



GPAK 4
Page 7

Gripple Plus Range

The Gripple Plus range of wire joiners / tensioners are suitable for all wire fencing applications.

- Joining and tensioning ability in one
- Eliminates tying and knotting wires, reducing installation time
- Ideal for use on high tensile and low-carbon trellis wire
- Designed for high loads and corrosion resistance
- Easily re-tensioned year-after-year
- Available in Small, Medium, and Large for various wire gauges



Gripple Plus Medium - Stock fence repair.



Gripple Plus Medium - Loop format end post termination.

Product	Wire Type	Standard Wire Gauge	Recommended Working Load
Gripple Plus Small	Plain, Field, Electric	17 swg - 14 swg	660 lbs
Gripple Plus Medium	Plain, Field, Electric	13.5 swg - 10 swg	880 lbs
Gripple Plus Large	Plain, Field, Electric	10 swg - 7½ swg	1,320 lbs

Gripple Barbed

The Gripple Barbed takes the hassle out of joining and knotting barbed wire, creating a secure installation.

- Eliminates tying and knotting wires, reducing installation time
- Joining and tensioning ability in one
- Easily re-tensioned year-after-year
- Ideal for use on high tensile and low-carbon wire
- High grade ceramic roller for corrosion resistance
- Gripple Barbed and Gripple Plus Medium are both compatible with barbed wire (see chart below)



Barbed - On low-carbon 12.5 gauge barbed wire



Barbed - Enclosing cattle

Product	Wire Type	Standard Wire Gauge	Recommended Working Load
Gripple Barbed	Low-carbon barbed	2 x 12½ swg	880 lbs
Gripple Plus Medium	High tensile barbed	15.5 swg	880 lbs

T-Clip

The Gripple T-Clip securely fastens fencing wire at an end post. Simple installation without the need to tie or knot wire.

- Eliminates tying and knotting wires, reducing installation time
- No need to cut and remove vertical wire
- The twist on action provides a secure termination
- High grade ceramic roller for corrosion resistance
- Two sizes available for both stock fencing or barbed wire applications



T-Clip 1 - Installed on a stock fence.



T-Clip 2 - Used to terminate barbed wire..

Product	Wire Type	Standard Wire Gauge
T-Clip 1	Plain wire	15 SWG - 10 SWG
	High tensile barbed	2 x 15½ SWG
T-Clip 2	Plain, Field, Electric	10 SWG - 7½ SWG
	Low-carbon barbed	2 x 15 SWG - 2 x 12½ SWG

Load dependent on accompanying Gripple Plus or Gripple Barbed tensioner. Never tension T-Clip directly.

GPAK

The GPAK Bracing Kit is supplied as a ready-to-use kit containing a pre-cut, fused length of cable and a Gripple joiner/tensioner.

- Suitable for wooden and metal post bracing
- High load capacity
- Easily re-tensioned year-after-year
- Manufactured with zinc aluminum cable for corrosion resistance
- Consistent, professional finish



GPAK 6 - Installed as an H-Post brace



GPAK 4 - Bracing the end of a fencing run

Product	Cable Diameter	Cable Length	Recommended Working Load
GPAK 4	5/32 in	16 ft	1,320 lbs.
GPAK 5	3/16 in	18 ft	2,200 lbs
GPAK 6	1/4 in	18 ft	3,850 lbs

Find Your Wire Solution

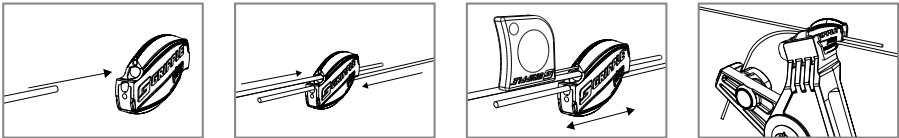
Use our guide to match your wire with the correct Gripple product.

Wire Type	Wire Range	Gripple Plus Small	Gripple Plus Medium	Gripple Plus Large	Gripple Barbed	GPAK 4	GPAK 5	GPAK 6	T-Clip 1*	T-Clip 2*	Recommended Working Load
Plain wire / Field fence (pre-fab) / Electric fence	17 SWG - 15 SWG	✓									660 lbs
	15 SWG - 14 SWG	✓							✓		660 lbs
	13.5 SWG - 10 SWG		✓						✓		880 lbs
	10 SWG - 7½ SWG			✓						✓	1,320 lbs
Low-carbon Barbed	2 x 12½ SWG				✓					✓	880 lbs
Bracing	5/32 in. x 16 ft					✓					1,320 lbs
	3/16 in. x 18 ft						✓				2,200 lbs
	1/4 in. x 18 ft							✓			3,850 lbs

* Load dependent on accompanying Gripple Plus or Gripple Barbed tensioner. Never tension T-Clip directly.

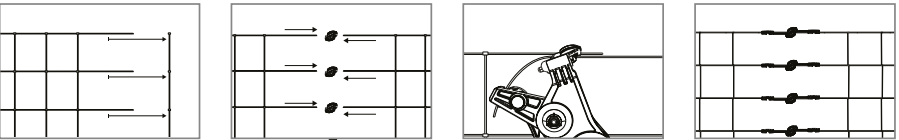
Technical Advice & Installation

Gripple Plus range and Gripple Barbed - Installation (featuring Setting Key adjustment)



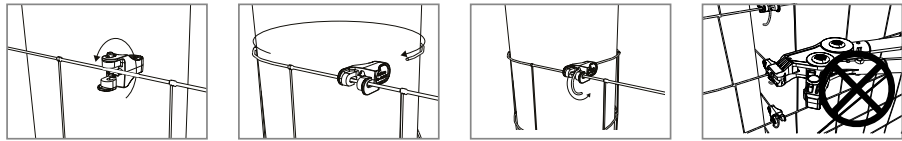
- Apply and re-apply tension with a Gripple Tensioning Tool (leave at least 3 in. tail wire)
- Reposition before applying tension using a Setting Key

Gripple Plus range - Join and tension stock fence



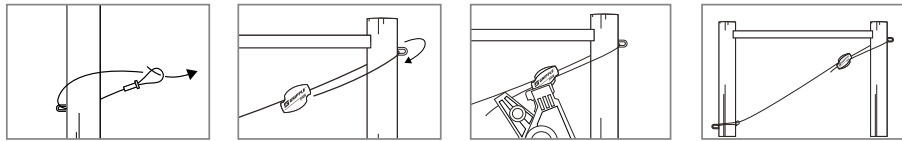
- Remove sufficient verticals prior to installation
- Trim excess wire with Wire Cutters, leaving a tail the size of the width of your hand to enable re-tensioning

T-Clip - Installation

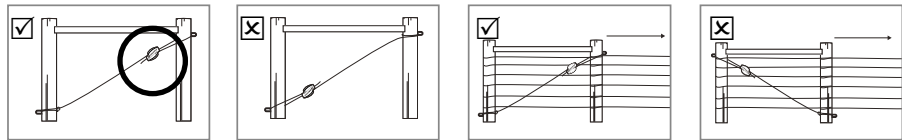


- On field fence, install the T-Clip as close to the end post as possible, inside the closest vertical
- Hand fasten T-Clip, never tension directly with Tensioning Tool
- For close to ground installations, install T-Clip upside down and bend wire upward.

GPAK - Installation



Best Practice



- Always 'choke' the cable tightly against the bottom of the post to avoid animals getting caught in the fence
- Coupling a GPAK with an Anchor will secure your fence, where space is limited

Tools & Accessories

Setting Key



The Setting Key allows Gripple tensioners to be repositioned on the wire before tension is applied. To use, simply insert the key into the small hole adjacent to the main channel, releasing the roller and allowing the Gripple to move freely.

Contractor Tool



The all-metal Contractor Tool is strong, robust and built to withstand everyday wear and tear. Tension is easily applied to Gripple tensioners to tighten the fencing wire.

Torq Tool



The Torq Tool is lightweight, compact, and works with all sizes of Gripple Plus joiners to tension the fence wire. Designed with a built-in-gauge, the tool measures the tension you wish to apply.

Gripple and Bekaert: *better together*

Bekaert Fencing System simplifies the entire process of installing, maintaining and repairing all types of wire fencing by combining the highest quality fence on the market with an innovative range of accessories from well-known manufacturers, all designed to help customers save money on materials and labor for the full life of their fence.

Working with a world-class partner like Gripple allows us to continue to focus on our greatest strength while tapping into the strengths of other industry leaders who can help Bekaert make sure our superior wire is always part of the best fencing system available.





To learn more about this new partnership and the Bekaert Fencing System, visit:
fencing.bekaert.com/bettertogether

For installation videos on our Fencing Range visit:
gripple.com/fencing-tips

Contact us

Need help with
your fence?

Ask our experts #TheFencePro:

-  1-800-241-4126
-  fencing.bekaert.com
-  / bekaertfencing
-  fencing.bekaert.com/youtube

Modifications reserved
All details describe our products in general form only. For ordering and design only use official specifications and documents. Unless otherwise indicated, all trademarks mentioned in this brochure are registered trademarks of NV Bekaert SA or its subsidiaries. © Bekaert 2018

Responsible editor: xxx - 04 2018